



SUBARU

SUBARU **BRZ**





## Born to drive.

Its purpose is singular: to magnify the joy of driving, for all those who drive it. The SUBARU BRZ was designed from inception to deliver a driving experience that thrills. It has the essential ingredients needed—low centre of gravity, feather-lightness, responsive steering, and a driver-focused cockpit—to offer a pure sports car experience.







### **Measured in excitement.**

The SUBARU BOXER engine is a driver's delight. Its power delivery is linear for predictable, responsive acceleration throughout the rev range, giving drivers what they expect. It's a fitting complement to the braking, handling and steering of the SUBARU BRZ—all of which are tuned for precision and control.





## The road is your playground.


In the SUBARU BRZ, driving is far more than a means of transportation—it's a passion. The communicative steering and impressive balance will invite all drivers to perfect their driving technique through every corner entry, apex, and exit. If driving wasn't a hobby before an encounter with the SUBARU BRZ, it surely will be after.





## Rediscover the joy of driving.

The SUBARU BRZ returns with exterior changes that give it a stronger, more stylish presence. Its subtle-yet-refreshing design cues complement—rather than complicate—its iconic form while boosting aerodynamic performance. The end result is a SUBARU BRZ that looks lower, wider, and more elegant while staying faithful to its original design DNA.



### 17-inch Aluminium-alloy Wheels

These 17-inch aluminium-alloy wheels come with a 10-spoke design for a more sophisticated and sportier look, hinting at the SUBARU BRZ's handling performance.



### LED Headlamps

The SUBARU BRZ's iconic headlamps are powered by full LEDs for improved visibility and give the car a more commanding presence on the road.





## The centre of connection.

Driver-centric ergonomics personalise every drive. With a steering wheel that fits comfortably in the palm of your hands and a conveniently placed short-throw shifter, you can take control of the SUBARU BRZ with intuitive fluidity. The available Multi-information Display Meter includes a 4.2-inch colour TFT and sports car display, increasing the SUBARU BRZ's sophistication as a sports car.\*1



### 1 Stop Watch Display

Keep track of your driving performance with the stop watch.

### 2 Engine Data Display

This displays the vehicle's engine performance curves, including torque and power curves.\*2

### 3 G-monitor Display

This exclusive SUBARU BRZ screen shows a G-ball with peak hold, a steering angle gauge, braking force, and throttle angle.

### 4 Temperature Gauge Display

These gauges display engine coolant temperature, oil temperature, and voltage.

### 5 Trip Computer Display

This display allows you to monitor your average speed, trip time, and trip distance.

\*1 Driver is responsible for safe driving. Concentrating on this screen while driving could result in dangerous driving conditions. Please avoid concentrating on the screen while driving.

\*2 Torque and power curves are not actual measurements and are based on preset values.



## Where passions unite.

The minute you sit in a SUBARU BRZ, you'll feel it. Every performance enthusiast will intuitively understand the way the interior is focused on ultimate driver connection and control. And while the deep bolsters and Alcantara®\*1 inserts give you excellent support during high-performance driving, the folding rear seats allow you to carry more to do more.



### Folding Rear Seats

You wouldn't expect this much utility from a pure sports car, but with the rear seats folded, there's enough room for a set of racing tyres or two golf bags.



### Leather / Alcantara®\*1 Trim\*2

Available with premium leather trim and grippy Alcantara®\*1 inserts, performance-design front seats help you keep your position while cornering. Now embroidered with the BRZ logo, they also feature a lowered seating position to bring the vehicle's centre of gravity down even farther.

\*1 Alcantara is a registered trademark of Alcantara S.p.A.  
\*2 Optional.







## SUBARU CORE TECHNOLOGY

From conception, the SUBARU BRZ was engineered as a symbol of sports car purity. Uniquely low and compact, the reliable SUBARU BOXER engine was chosen as the foundation upon which this sports car would be built—one with responsive steering, light weight, and an enjoyable driving character.

# 01

### Sports Car Drivetrain

Laid out symmetrically, the SUBARU BOXER engine puts the crankshaft perfectly in line with the driveshaft for tremendous stability and dynamic agility. And the rear-wheel drive configuration allowed us to move the engine farther back and gives you precise control over your cornering attitude. We combined this agile platform with a newly designed quick-ratio steering system that's tuned to react with astounding precision and immediacy to your input.

# 02

### Performance Suspension

A sophisticated tuning of the fully independent suspension brings out every bit of agility and responsiveness the SUBARU BRZ has to offer. MacPherson-type front struts increase rigidity and a feeling of direct control by allowing the SUBARU BOXER engine to be placed even lower in the chassis. A double-wishbone design in the rear increases tyre grip off turns. All of this results in a SUBARU BRZ with improved ride comfort while maintaining driving stability.

# 03

### Torsen\* LSD

Exhilarating precision in every corner—that's what sets a SUBARU BRZ apart. An advanced Torsen limited-slip differential helps you stay on your line during a high-speed turn while enhancing your comfort and control on tracks.



\*Torsen is a registered trademark of JTEKT Corporation.



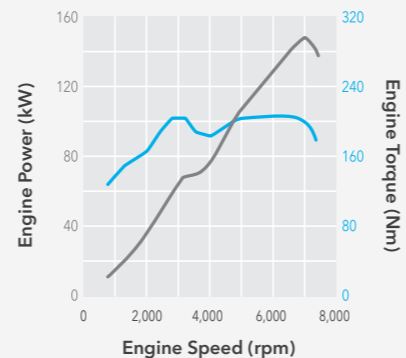




# SUBARU BOXER ENGINE

## 2.0-litre DOHC SUBARU BOXER

This 200 PS engine loves to be revved. With a high redline, a flat torque curve and 100 PS per litre, you'll be sure there's plenty of power no matter what rpm you're at. You'll have less impact on the environment, and more excitement at your disposal.



**MAX OUTPUT:**  
147 kW (200 PS) / 7,000 rpm  
**MAX TORQUE:**  
205 Nm (20.9 kgfm) / 6,400 - 6,600 rpm

The SUBARU BOXER engine powers the SUBARU BRZ to new heights of precision and excitement. We've placed this 2.0-litre engine lower, made it more compact and moved it closer to the driver. It's the first engine of its kind to feature direct and port fuel injection technology, which enhances both its responsiveness and fuel efficiency. It's a one-of-a-kind design that offers a new kind of satisfaction.

# 01

## Balance

The lightweight body and rigid chassis of the SUBARU BRZ work together for a sleek and comfortable ride without disappointing the sporty driver inside. The overall chassis was strengthened without sacrificing its sporty suspension for better steering responsiveness and stability while also improving comfort. The sports car-like weight distribution over the front and rear axles also promotes better balance and manoeuvrability for a truly sleek and sporty driving experience.



# 02

## Low Centre of Gravity

A low centre of gravity keeps drivers closer to what matters: the tarmac. The SUBARU BRZ uses its low-profile, high-output SUBARU BOXER engine to help concentrate its mass to a point just 460 mm\* above the ground. The result—sublime, predictable handling that bestows confident enjoyment upon drivers of all skill levels.

# 03


## Using air to our advantage.

The aluminium-alloy spoiler gives the SUBARU BRZ a more stylish, aggressive presence on the road as well as enhanced aerodynamic performance. Its shape helps direct airflow for more efficiency and also increases downforce for more control and stability at speed.



\* Measurement varies depending on model and is in accordance with standard measurement of SUBARU CORPORATION.





### Lightweight Body

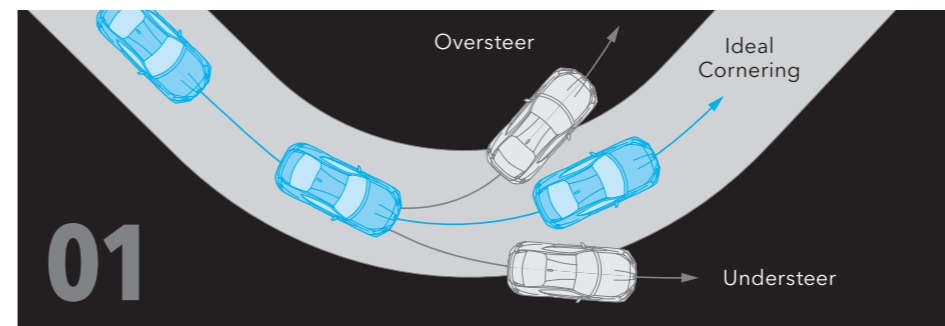
Simplicity in design and extensive use of high-tensile steel has helped reduce weight while making the chassis more rigid and precise. What's more, an aluminium bonnet further lightens the vehicle, while bringing the centre of gravity even lower.

### Ring-shaped Reinforcement Frame

The SUBARU BRZ offers intense control and just as intense protection. Its frame design strengthens the passenger cabin from the roof to the doors, pillars, and floor. This design, bolstered by generous use of high-tensile steel, helps to dissipate impact energy away from the occupants in a collision.

**ALWAYS STAY  
CONNECTED.**

The excitement of performance can sometimes overshadow the details of safety, but we have given the SUBARU BRZ an extensive protection system to show that your safety is always at the forefront of design. The capability of Vehicle Stability Control helps keep you on your path while safety continues to surround you and your passengers with the protection of airbags and ring-shaped reinforced framing. All to enhance every drive with confidence.

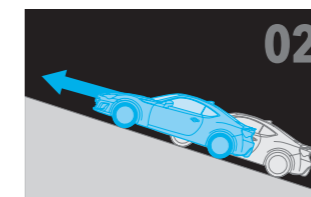


### Vehicle Stability Control

This advanced electronic system monitors an array of sensors—including braking, steering, and yaw sensors—to help keep you from losing control as you push the SUBARU BRZ to its limits.

### Hill Start Assist

For safer urban driving, the Hill Start Assist system keeps the brakes applied for one to two seconds after the brake pedal is released on a slope. This prevents vehicle rollback, making it easier to take off when starting forward facing uphill or starting backward when facing downhill.



### TRACK Mode

TRACK mode gives the driver more options for a wider range of control with four available modes from normal to sporty driving. Drivers have the option to turn off Vehicle Stability Control, allowing you to fully unleash the sporty nature of your SUBARU BRZ.



### Supplemental Restraint System (SRS)\* Airbags

Heightened control and visibility are elemental to the SUBARU BRZ. However, you'll also have the confidence of knowing that, should something unfortunate happen, you have front SRS\* airbags, front-side and curtain SRS\* airbags as standard equipment to help protect you from an impact. The SUBARU BRZ also comes standard with a knee SRS\* airbag, which helps protect the lower extremities of the driver.



### High Visibility

A car that's a thrill to drive should also inspire confidence. Clever interior design gives you exceptional views from all angles—helping you have a greater command of your surroundings.

\* Effective when used in conjunction with seatbelts.



**SUBARU BRZ**

DIMENSIONS ..... L x W x H: 4240 x 1775 x 1320 mm  
ENGINE ..... Horizontally opposed, 4-cylinder, DOHC 16-valve, petrol  
CAPACITY ..... 1998 cc  
MAX OUTPUT ..... 147 kW (200 PS) / 7,000 rpm  
MAX TORQUE ..... 205 Nm (20.9 kgfm) / 6,400 - 6,600 rpm  
TRANSMISSION ..... 6-speed manual transmission, RWD



MAGNETITE GREY METALLIC

**SUBARU BRZ**

DIMENSIONS ..... L x W x H: 4240 x 1775 x 1320 mm  
ENGINE ..... Horizontally opposed, 4-cylinder, DOHC 16-valve, petrol  
CAPACITY ..... 1998 cc  
MAX OUTPUT ..... 147 kW (200 PS) / 7,000 rpm  
MAX TORQUE ..... 205 Nm (20.9 kgfm) / 6,400 - 6,600 rpm  
TRANSMISSION ..... 6-speed automatic transmission, RWD



PURE RED





## FEATURES



### 1 Fender Garnishing

The fender garnishing has been updated to a sportier, more flowing but calmer look. The new double fin design also helps straighten airflow.

### 2 Rear Combination Lamps

The stylish clear and red rear combination lamps, powered solely by LEDs, give the SUBARU BRZ's rear view a wide and sporty look.

### 3 LED Front Fog Lamps

These LED fog lamps have inner reflective surfaces that were adjusted for enhanced visibility and improved safety during nighttime driving.

### 4 Twin Tail Mufflers

These enlarged tail mufflers hint at the sporty performance within.

### 5 Paddle Shifters

Standard with automatic transmission models, they allow you to execute crisp shifts with your fingertips.

### 6 Keyless Access with Push-button Start

Start your SUBARU BRZ without removing your key from your pocket or purse.

### 7 Dual-zone Automatic Air-conditioning

This advanced climate control system allows the passenger and driver to set different temperatures depending on their personal preference.

### 8 USB and Auxiliary Audio Input Jack

Plug in a USB-enabled device to play your music through the car's audio system or use the 3.5mm audio jack with just about any portable music player.

## EXTERIOR COLOURS



CRYSTAL WHITE PEARL

ICE SILVER METALLIC

MAGNETITE GREY METALLIC

CRYSTAL BLACK SILICA



WR BLUE PEARL

LAPIS BLUE PEARL

PURE RED

## INTERIOR TRIM



LEATHER / ALCANTARA®\*1 TRIM\*2

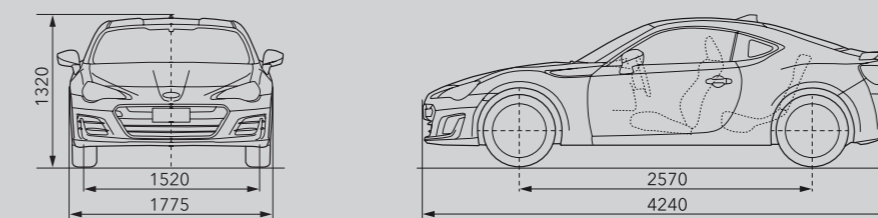
FABRIC

\*1 Alcantara is a registered trademark of Alcantara S.p.A.

\*2 Optional.

Owing to printing locations, colours may differ slightly from those shown in this chart. In addition, colours and seat variations may vary according to the individual market.

## DIMENSIONS



Dimensions are measured in accordance with standard measurement of SUBARU CORPORATION.

Not all features, options, or packages are available for all models and regions. See your specification sheet for availability. Please contact your local authorised Subaru retailer for more details.

SUBARU CORPORATION reserves the right to alter specifications and equipment without notice. Details of specifications, equipment, colour availability and the lineup are subject to suit local conditions and requirements. Please inquire at your local retailer for details of any changes that might be required for your area.



subaru-global.com

SUBARU CORPORATION

Printed in Japan (20BR BZKF 2019.05)

### **Subaru Interactive Experience**

To help you explore all things Subaru, we offer various digital materials with a wide range of exciting, interactive content such as 360-degree views and videos.

[subaru-global.com/ebrochure](https://subaru-global.com/ebrochure)

[youtube.com/user/SubaruGlobalTV](https://youtube.com/user/SubaruGlobalTV)

[facebook.com/SUBARU.GLOBAL](https://facebook.com/SUBARU.GLOBAL)