

THE NEW
DZIRE
*All that you **DESIRE***



Photo above is New Dzire GL variant



Way of Life!

AUTHENTIC DESIGN STYLING

With its stunning revamped exterior, the New Dzire gives an authentic sedan styling, It sets a class apart as accentuated by elegant lines, aggressive front fascia and finely crafted a chrome accents along its body.



New Grille Design with Chrome Garnish (GL/GL+)



Foglamps (GL & GL+)




New Front Bumper Design (GL/GL+)



15" Alloy Wheels (GL/GL+)

HIGH FUEL EFFICIENCY



HEARTECT

The New Dzire rests on Suzuki's HEARTECT platform that enhances your driving experience. Light and highly rigid, it helps lower fuel consumption



1.2L Engine
Displacement: 1,197cc
Max Output: 82hp @ 6,000rpm
Max Torque: 113Nm @ 4,200rpm



AUTO GEAR SHIFT (AGS)

Suzuki's Automated Manual Transmission called Auto Gear Shift (AGS) gives the comfort of driving an automatic with the fuel efficiency of a manual transmission.

Impressive milage rating as witnessed by AAP:

	GA/GL	GL+
	MT	AGS
km/L	26.51	25.99

SMART PACKAGING

Convenient 378 litres* of boot space and multiple storages are a part of your everyday life.




*Measured using the German Association of the Automotive Industry (VDA) method.



The contemporary and classy design theme complements your modern lifestyle. The styling within its spacious interior fuses every element together, creating a harmonious appeal.




Front console box and cup holders



Front Door Pockets



Glove Box



Rear Door Pocket



Rear center armrest with cupholders



Rear Aircon Vents with 12V Accessory Socket (GL/GL+)

ADVANCED FEATURES

- 7" Touch Infotainment system (GL+)
- Radio AM and FM
- USB and Bluetooth Connectivity
- GPS Navigation (GL+)
- Micro SD Card slot (GL+) (For Audio & Video Files)



Electric Fold and Adjust Outside Door mirror with built in signal lamp (for GL/GL+)

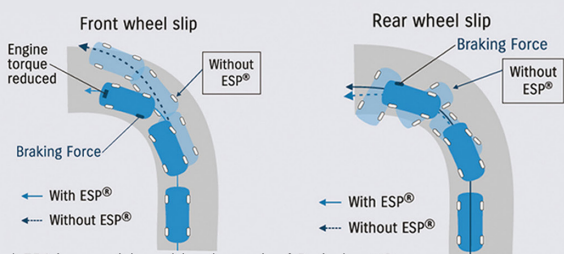


Reverse Parking Sensors (GL/GL+)



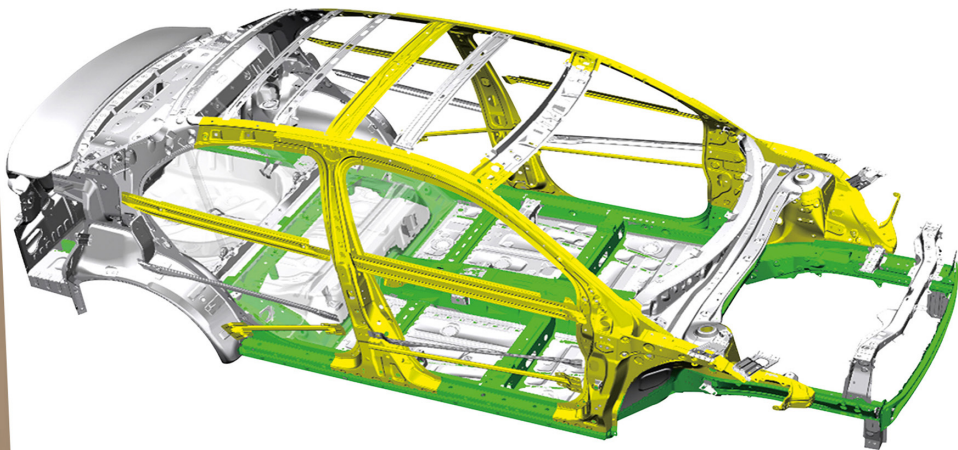
Electronic Stability Program (GL/GL+)

If ESP® detects wheel slip, for instance, when the driver turns the steering wheel sharply and/or the road is slippery, it automatically affects control over the engine torque and brakes to suppress the wheel slip and help the driver stay in directional control.



* ESP is a registered trademark of Daimler AG.

Light and impact Absorbing Body (TECT)



Pedestrian Injury Mitigating Body



Dual Airbags



Hill Hold Control (GL+)



The hill hold control prevents the vehicle from rolling backwards during standing starts on slopes, by engaging the brakes for up to two seconds after the driver removes pressure on the brake pedal to depress the accelerator.

MAJOR SPECIFICATIONS


DIMENSIONS		GA	GL	GL+
Overall Length	mm		3,995	
Overall Width	mm		1,735	
Overall Height	mm		1,515	
Wheelbase	mm		2,450	
Tread	Front	mm	1,525	1,520
	Rear	mm	1,530	1,520
Minimum Turning Radius	m		4.8	
Minimum Ground Clearance	mm		145	
CAPACITY				
Seating capacity	persons		5	
Fuel tank capacity	litres		37	
Luggage capacity	litres		378	
ENGINE				
Type			K12M	
Number of cylinders			4	
Number of valves			16	
Piston displacement	cm3		1,197	
Maximum output	hp/rpm		82/6,000	
Maximum torque	N-m/rpm		113/4,200	
Fuel distribution			Multipoint injection	
TRANSMISSION				
Type		5MT		5AGS
CHASSIS				
Steering			Rack & Pinion	
Brakes	Front		Ventilated disc	
	Rear		Drum, leading & trailing	
Suspension	Front		MacPherson strut with coil spring	
	Rear		Torsion beam with coil spring	
Tyres		165/80R14	185/65R15	
WEIGHTS				
Kerb weight (min./with full options)	kg	855-890		885-895
Gross vehicle weight	kg		1,315	

Major Equipments

S: Supplied | - : Not applicable

CHASSIS		GA	GL	GL+
Tyres and wheels	165/80R14 + steel wheels	S	-	-
	185/65R15 + alloy wheels	-	S	S
Spare tyre and wheel	135/70R15 + steel wheel (for temporary use only)	S	S	S
EXTERIOR				
Front and rear bumpers	Body coloured	S	S	S
Front grille	Black with Silver Garnish	S	-	-
	New Black with Chrome Garnish	-	S	S
Mud flaps	Front	-	S	S
	Rear	-	S	S
VISIBILITY				
Headlamps	Halogen multi-reflector	S	S	S
Fog lamps	Front	-	S	S
Wipers	Front: 2 speeds (low, high) + intermittent + washer	S	S	S
Rear window demister		S	S	S
Outside door mirrors	Black	S	-	-
	Body coloured	-	S	S
	Manual adjust (Outside)	S	-	-
	Electrical adjust	-	S	S
	New Electrical fold	-	S	S
	With built-in turn signal lamp	-	S	S
Day / night rearview mirror	Manual dimming	-	S	S
STEERING AND INSTRUMENT PANEL				
3-spoke steering wheel	Urethane	S	S	S
	With audio controls	-	S	S
	With hands-free phone control	-	S	S
	Tilt-adjust	S	S	S
Power steering	Electric power assist (EPS)	S	S	S
Tachometer		-	S	S
Information display	Segment display	S	S	S
	Clock	S	S	S
	Outside temperature	-	-	S
	Fuel consumption	S	S	S
	Driving Range	S	S	S
Light-off and key reminder	Alarm	S	S	S
Door ajar reminder	Lamp	S	S	S
Driver's seatbelt reminder	Lamp and Alarm	S	S	S
Passenger's seatbelt reminder	Lamp and Alarm	S	S	S
Low fuel warning	Lamp	S	S	S

Available Colors:



Arctic White Pearl (GA/GL)

Premium Silver Metallic (GA/GL)

Midnight Black Pearl (GL)

Sherwood Brown Pearl Metallic (GL+)

Oxford Blue Pearl Metallic (GL+)

Magma Gray Metallic (GL+)

Phoenix Red Pearl (GL+)



Specifications on this brochure are based on the latest available information at the time of production. Photos and Colors in this brochure do not exactly match actual vehicle due to the printing process. Please consult your authorized Suzuki dealer on vehicle specifications. We reserve the right to make changes without prior notice or obligation. Printed January 2021.

THE NEW DZIRE

All that you **DESIRE**



Dzire GA



Dzire GL & GL+

DRIVING AMENITIES				
Electric windows	Front	-	S	S
	Rear	-	S	S
Central door locking	Switch on driver's side	-	S	S
Remote-control door locks	With hazard lamp answerback function	-	S	S
Air Conditioner	Manual	S	S	S
Heater		S	S	S
Rear ventilation		-	S	S
Pollen filter		S	S	S
Audio	1 DIN Audio AM/FM Tuner	S	-	-
	Integrated Audio unit /AM/FM Tuner / CD Player	-	S	-
	7" Touchscreen Infotainment Audio unit	-	-	S
	Antenna (mounted at rear of roof)	S	S	S
	Front speakers	S	S	S
	Rear speakers	-	S	S
	Connectivity: Bluetooth	-	S	S
USB	S (Audio files only)	S	S	
GPS Navigation System	-	-	S	
INTERIOR				
Cabin lights	Front cabin light (3-position)	-	S	S
	Centre cabin light (3-position)	S	S	S
Assist grips	Passenger's side	S	S	S
	Rear x 2	S	S	S
USB port	Console box	S (On Audio unit)	S	S
AUX input	Console box	-	S	S
12V accessory socket	Centre console area x1	S	S	S
	Rear console area x1	-	S	S
SEATS				
Front seats	Seat height adjuster (driver's side)	-	S	S
	Head restraints (separate type)	S	S	S
	Seatback pocket (passenger's side)	S	S	S
Rear seats	Bench	S	S	S
	Center Armrest With Cup Holders	S	S	S
	Head restraint (separate type) x 2	S	S	S
Seat upholstery material	Fabric	S	S	S
LUGGAGE AREA				
Luggage area cover		S	S	S
Luggage area light		-	S	S
SAFETY AND SECURITY				
ABS with EBD function		S	S	S
New Electronic Stability Program (ESP)		-	S	S
Hill hold control		-	-	S -
Brake assist function		S	S	S
Parking sensors	Rear x2	-	S	S
SRS front dual airbags		S	S	S
Pedal release system	Brake	S	S	S
	clutch	S	S	-
Seatbelts	Front: 3-point ELR seatbelts with pretensioner and force limiter	S	S	S
	Rear: 3-point ELR seatbelts (side), 2-point seatbelt (centre)	S	S	S
ISOFIX child seat anchorage	x2	S	S	S
Child seat tether anchorages	Side	S	S	S
Childproof rear door locks		S	S	S
Side impact door beams (front/rear)		S	S	S
Immobiliser		S	S	S
Security alarm		-	S	S
High-mount stop lamp		S	S	S

For inquiries, please contact: